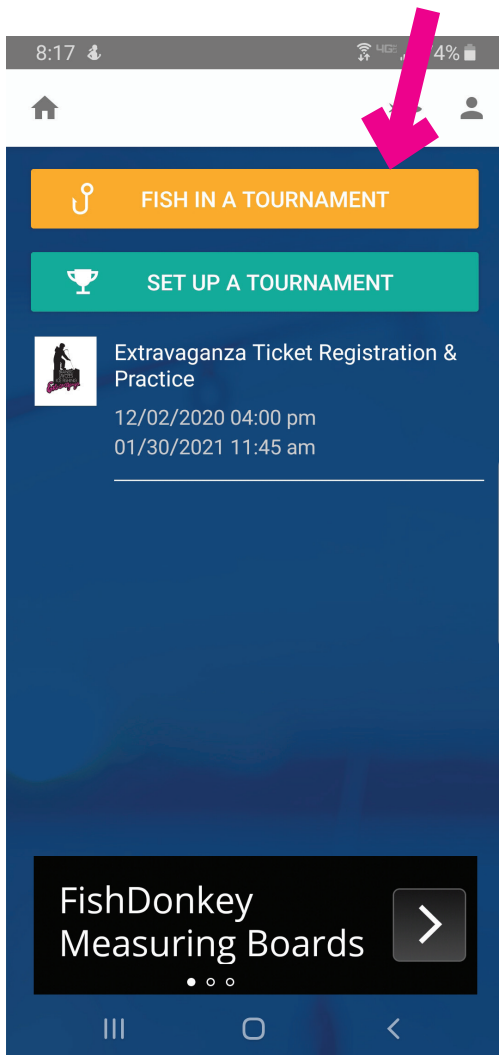
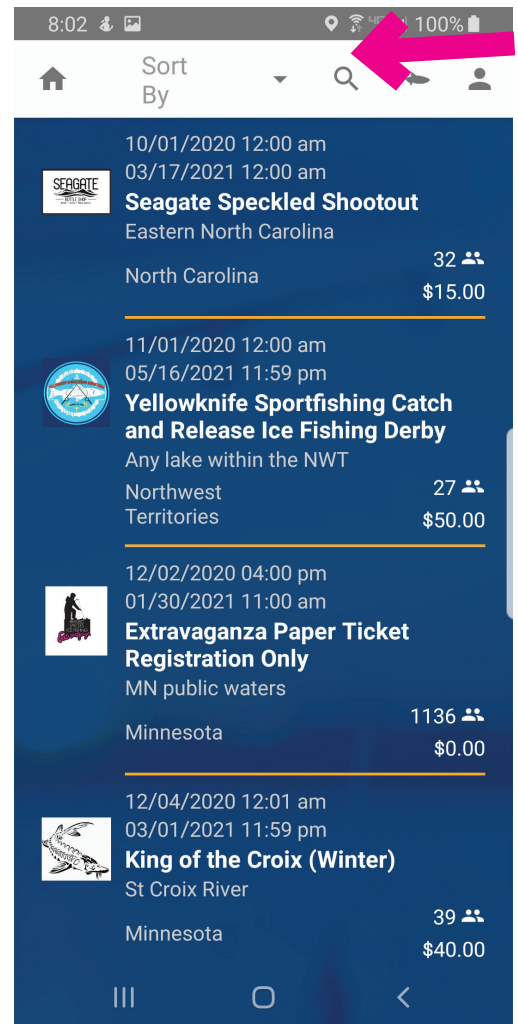


JOINING THE TOURNAMENT



Step One

Select "Fish in a Tournament"
(yellow bar)



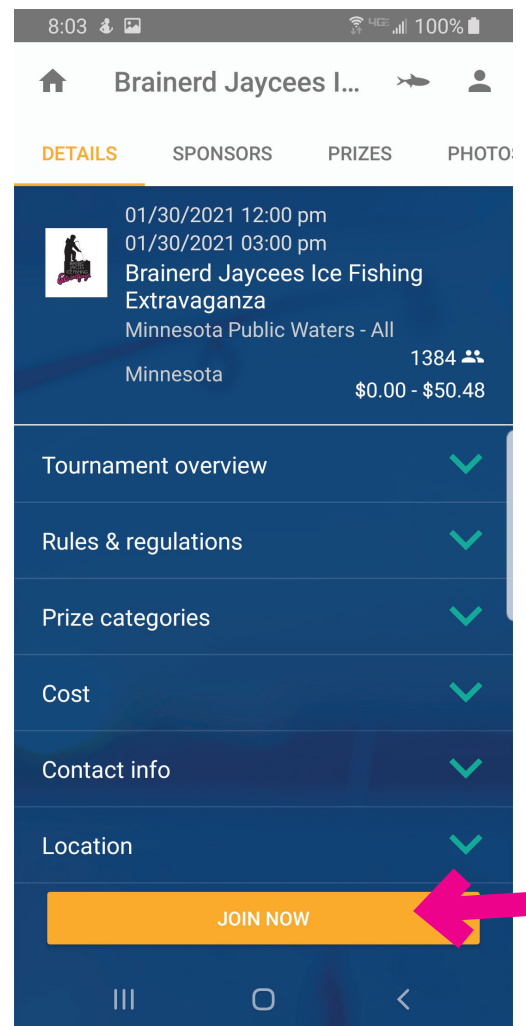
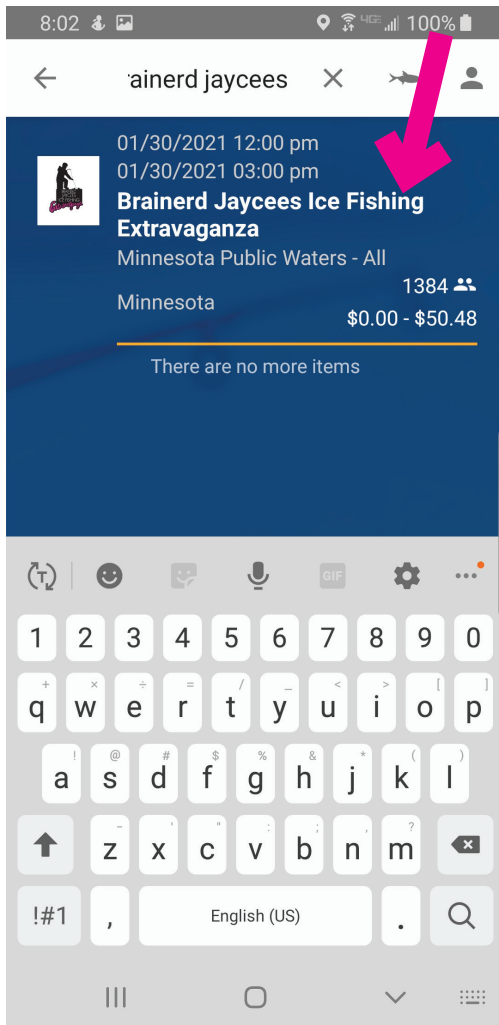
Step Two

Select the magnifying glass and
search "Brainerd Jaycees."

JOINING THE TOURNAMENT

Step Three

Select "Brainerd Jaycees Ice Fishing Extravaganza."



Step Four

Select "Join Now"
(yellow bar)

JOINING THE TOURNAMENT

8:03 4G LTE 100%

← Tourney payment

1 Personal information

First Name
Your First Name

Last Name
Your Last Name

Address 1
Your Address

Zip code
Your Zipcode

City
Your City

Mobile Phone
Your Mobile Phone

USA

Minnesota

CONTINUE

Step Five

Confirm your information is correct, and then select “Continue.”

Step Six
Click “Select Division” and select “Paper Ticket Holder” as your division.
Then select “Continue.”

8:03 4G LTE 100%

← Tourney payment

✓ Personal information

2 Tournament fee

Division
<Select division>

Fee
Fee

Total
\$ 0.00

CONTINUE CANCEL ↑

3 Credit card info

JOINING THE TOURNAMENT

SUCCESS!

You're finished. If there are any issues, we will be in contact with you and whatever email you've used to register with fish donkey.

Best of luck on January 30th! Thank you for participating!